



# Wimbledon School of English London

Joint No.1 English School in the UK





Students in garden

# Welcome to Wimbledon School of English

Our brochure is designed to give you an idea of what life is like at WSE and why we are regarded as one of the top English language schools. Our continued success is largely thanks to the talent of our staff, the dedication they devote to our students and the pride they take in the school. For all of us our students come first and we work hard to make sure every part of your learning and living experience is of the highest possible standard. I look forward to welcoming you here very soon.



Jane Lancaster BA MA DTEFLA  
Chief Executive



Students in garden

## Contents

Welcome to WSE	01
Our Students	04
Our School	07
Our Approach	10
Our Courses	12
Exams	14
Accommodation	15
Our Social Programme	18
Wimbledon	20
London	22



Students & staff in garden



## Who We Are

Wimbledon School of English, established in 1964, has been providing high-quality language education for over 60 years.

Our school, located in the heart of Wimbledon, offers the perfect combination of a peaceful study environment and easy access to the cultural richness of London.

We take pride in offering a wide range of English courses tailored to meet the needs of each student. Our experienced and qualified teachers are dedicated to creating an engaging and supportive classroom atmosphere, where students can build confidence and improve their language skills.

At Wimbledon School of English, we focus not just on grammar and vocabulary, but on developing the communication skills that are essential in real-life situations. Whether you're here for academic, professional, or personal reasons, we are committed to helping you achieve your language goals.

Our mission is to make your learning experience both enjoyable and rewarding. Join us, and take the next step in your English learning journey with a school that values your progress and success.

### WSE Timeline

- 1964 ● Founded by Marjorie Housden
- 1970'S ● Moved to current premises
- 1980 ● Recognised by the Department of Education & Science (DES)
- 1983 ● Sandro Saviolo (Operations Director) joined WSE
- 1984 ● First accredited by the British Council
- 1999 ● Jane Dancaster (CEO) joined WSE for the second time
- 2001 ● Fiona Dunlop (Principal) joined WSE
- 2003 ● WSE acquired Kings Lodge (first student house)
- 2008 ● First named Centre of Excellence
- 2014 ● Named top performing UK Centre of Excellence
- 2016 ● Opened first Junior Centre
- 2020-21 ● Survived Covid!
- 2024 ● Celebrated 60th Anniversary



Front of school

## Why choose

Wimbledon School of English?



No.1 UK Centre of Excellence



Wide range of English language courses



Quality accommodation close to school



Regular social activities



Perfect London location

*“This school is my second home”*

Martinho – Angola

### EL Gazette top performing UK Centre of Excellence\*

\*Based on British Council Accreditation Scheme inspection results.


Accreditation UK is a quality assurance scheme for UK providers of courses in English as a foreign language (EFL) which the British Council runs in partnership with English UK.



Students outside school

“ SINCE 1964 OVER  
**130,000 STUDENTS**  
FROM MORE THAN **110 NATIONALITIES**  
HAVE STUDIED AT WSE ”

## TOP 5 NATIONALITIES



**Pilar, Chile**

"I think the school has very good teachers"



**Raul, Spain**

"WSE is located in one of the best London neighbourhoods...a great experience in every respect."



**Caterina, Italy**

"They helped me and my English improve. I liked my host family...my host mum is a very good chef!"



**Gabryel, Brazil**

"I am immensely grateful for this opportunity...it means the world to me."



**Abdullah, Saudi Arabia**

"The school's staff were friendly, approachable, and went above and beyond."



**Heewon, South Korea**

"My experience here was the best. Best teachers, best friends and the best garden!"

# OUR NUMBERS AT A GLANCE 2025



**1561**

STUDENTS

**28**

COURSES  
STUDIED

**69**

NATIONALITIES

**78**

OLDEST STUDENT

**170**

AVERAGE NO. OF  
STUDENTS LOW  
SEASON

**228**

AVERAGE NO. OF  
STUDENTS PEAK  
SEASON

AGE OF STUDENTS:

**23%**

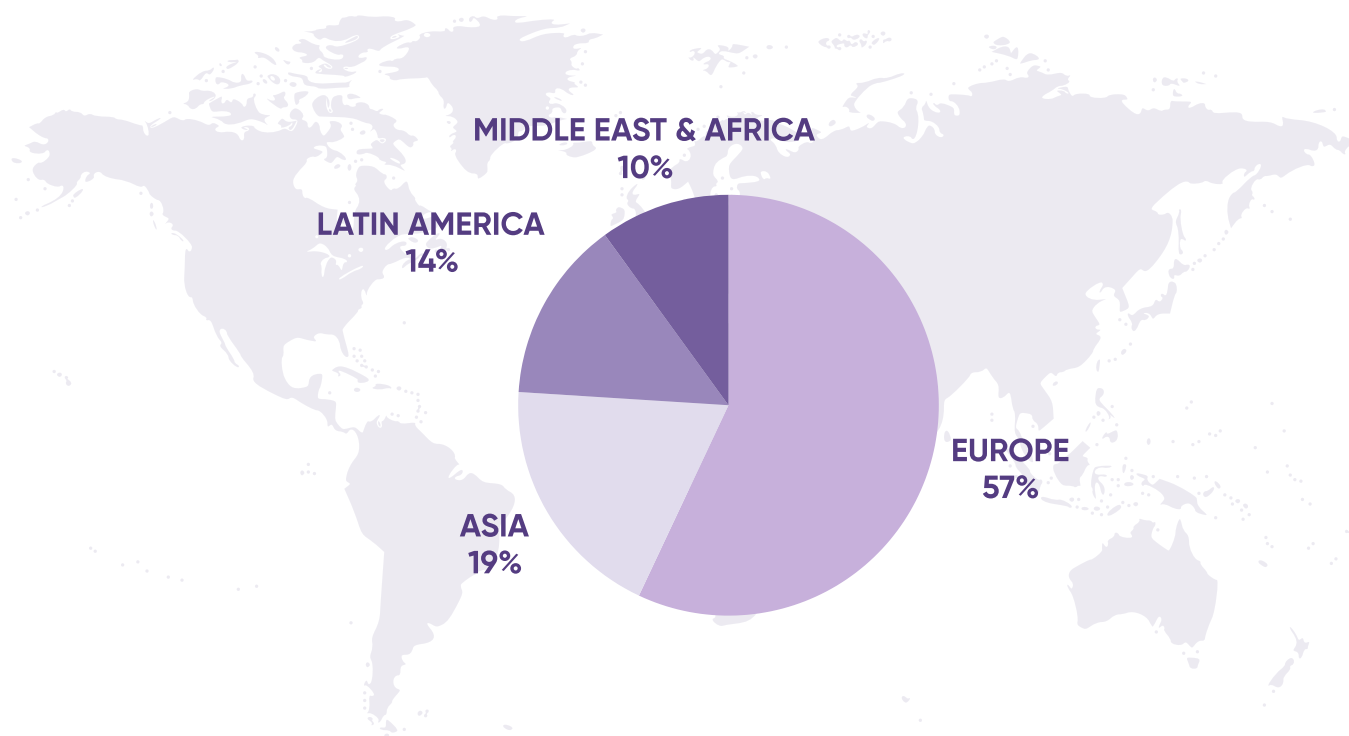
UNDER 18

**56%**

18-30

**21%**

30+



## ANDRE



Brazil

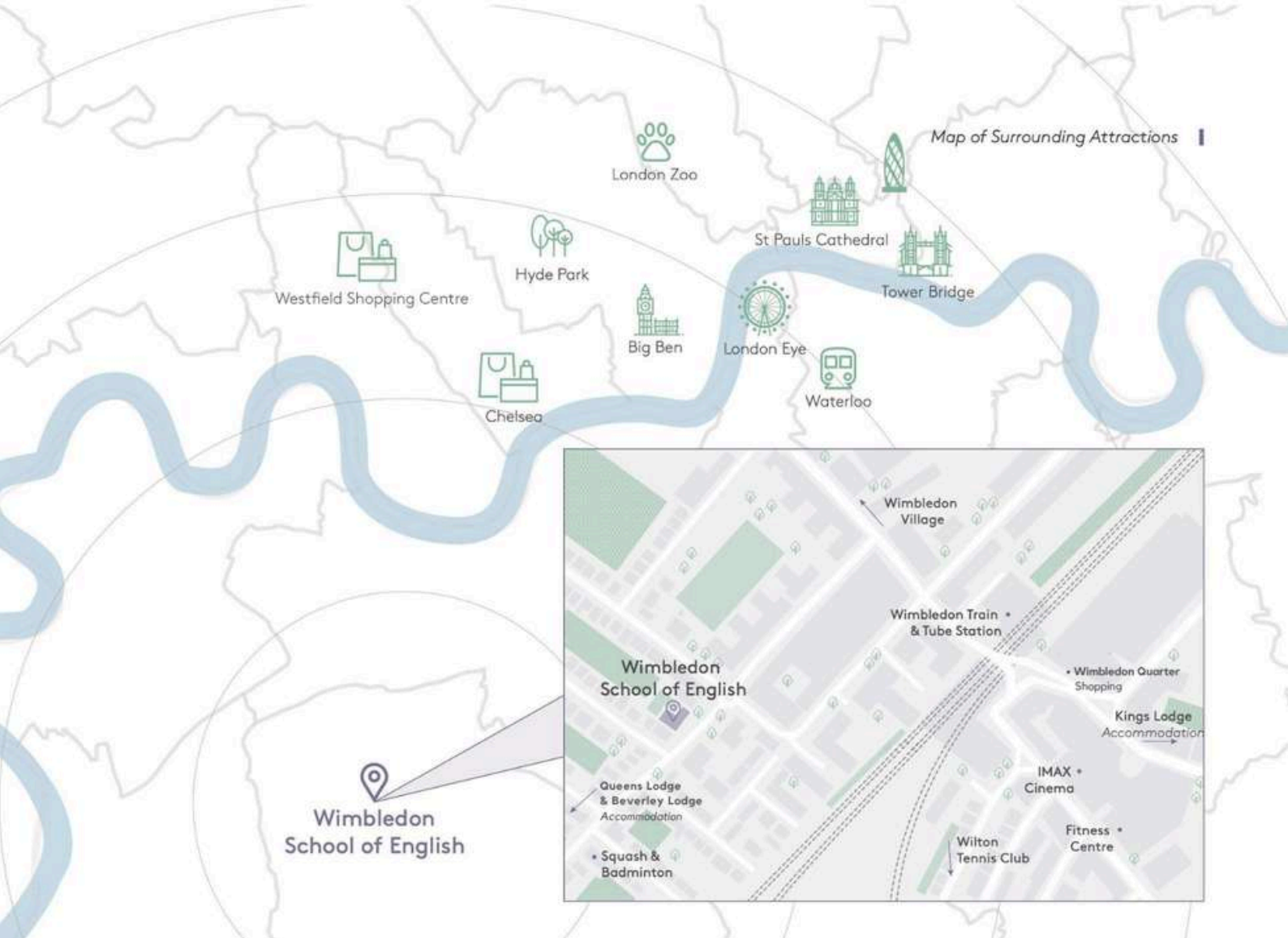


24 weeks



Academic Year Programme

*"Four months ago I barely knew how to spell my name, let alone what the verb "to be" was. Today, I can communicate, understand the lessons and even write short texts. This experience is priceless."*



Map of Surrounding Attractions |

Wimbledon School of English



25 minutes  
Central  
London



17 minutes  
Waterloo Station



25 minutes  
Oxford Circus



25 minutes  
Notting  
Hill



30 minutes  
Westminster



50 km  
Gatwick  
Airport



42 km  
Heathrow  
Airport

# Our School

Located in a beautiful Edwardian building, WSE combines traditional British architecture with modern facilities.

We also have a large garden at the rear of the building, which students can enjoy year round.

Choosing the right English language school can be very difficult but here are just a few reasons why WSE is widely regarded as one of the best English language schools in the UK\*

## Facilities

### Wimbledon School of English



22 permanent classrooms (extra available off-site during busy periods)



Smart technology throughout



Reading library



Large student lounge



Coffee shop



Student App



Beautiful garden



Microwaves



Piano



Table tennis & table football



Wifi throughout

*Students in class*





## Modern Facilities

We have fully equipped classrooms with advanced technology, ensuring an interactive and engaging learning experience.

## Ideal Location

Our school is situated in Wimbledon, a peaceful and safe area of London, with easy access to all the city's attractions, including shops, restaurants, and public transport.



## Learning Resources

The school provides different study materials, such as books at different levels and tips for using online resources. These help students learn at their own speed.

## Common Areas

The school also provides spacious common areas for students to gather, relax, and interact, promoting a friendly and social atmosphere.





## Cosy Coffee Shop



Our school has a friendly coffee shop where you can buy hot drinks, soft drinks, and tasty snacks. You can also make your own coffee using the Nespresso machine in the student common room.

## Spacious Garden



We have a beautiful garden on the premises, providing a peaceful outdoor space where students can take breaks and enjoy fresh air in a calming environment.



## Our Teachers



Our team of dedicated teachers are committed to providing top-quality education, helping students achieve their language goals in a supportive environment.

## Social Programme Activities



We offer a wide range of extra-curricular activities, including excursions and social events, that allow students to practise English in real-life situations while exploring British culture.



# Our Approach

At WSE we don't only teach English, we prepare you, our students, for life in an international world by helping you to develop your 21st century skills. These skills have been identified as crucial to succeeding in academic study, business and life, and we incorporate these into every part of our programmes.

Our aim is to create a positive learning environment for you and we have a large team of dedicated and professional teachers who are committed to helping you achieve your language learning goals. We want to help you communicate effectively in real life situations, so all of our full-time courses combine on speaking, listening, reading, writing, grammar, vocabulary and pronunciation.

If you do not progress as quickly as you should, we are here to help. Outside the classroom, we offer free academic consultation, guided self-study and learning support. All we ask of you in return is that you attend all classes and complete the homework set by your teachers.

# The WSE promise

- To help you make rapid progress
- To help you make the right academic choices for your future
- To ensure you are happy in your accommodation
- To help you enjoy your stay and explore London and the rest of the UK
- To make your experience at WSE one of the best times of your life



## How we monitor your progress

- Entrance and exit tests
- Weekly progress tests
- Regular tutorials with your teacher
- End of level exams





# Our Courses

## Intensive, Standard & Essential English Courses

**Intensive**  
24.5 hours per week  
(Full-time Standard + 1 Option)

**Standard**  
21 hours per week  
(Full-time Standard, or Essential + 1 option)

**Essential**  
17.5 hours per week

**8** LEVELS: BEGINNER (A1) TO PROFICIENCY (C2)  
**8** WEEKS: AVERAGE TIME TO COMPLETE ONE LEVEL

### Intensive course options

- Communication Skills
- Grammar and Writing
- IELTS Exam Preparation (Academic) & Academic Writing
- Cambridge Examination Skills
- Employment Skills
- One-to-One & Two-to-One

## Courses at a glance

**Standard**

- Beginners
- General English
- Cambridge English Examinations
- Business English & Professional Skills
- IELTS Preparation with Pre-Sessional Academic English
- Academic IELTS Express
- Essential + 1 option

**Essential**

- General English
- Essential Beginners

**Intensive**

- OET Preparation
- Standard + 1 option

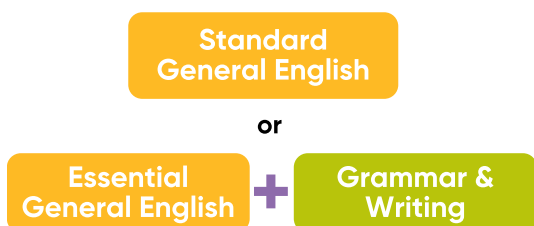
**Options**

- Communication Skills
- Employment Skills
- Grammar & Writing
- IELTS Preparation (Academic) & Academic Writing
- Cambridge Examination Skills

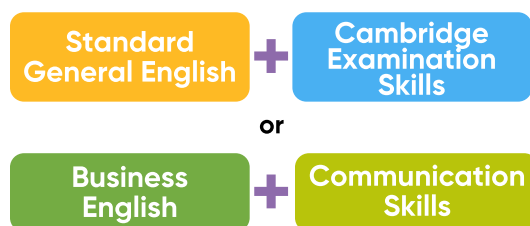
Need rapid results?  
Take an intensive course



### Example Standard Programmes



### Example Intensive Programmes



## 21st Century skills

All of our courses integrate 21st century skills development consisting of:



Academic Skills



Learner training



Well-being



Soft skills

Homework is important and will help you progress more quickly. Students should expect up to 2 hours per day.

## Full list of English Courses

Beginners English

General English

Business English & Professional Skills

IELTS Preparation with Pre-Sessional Academic English Preparation

IELTS Express Academic

30+ English for Life and Work

OET Preparation

50+ English & Culture: Experience London

Global Leaders



Teacher in class



Teacher in class

## English for Specific Purposes

We also offer a number of English for Specific Purpose courses for closed groups or as one to one. These courses are tailor-made and available on demand. Areas we offer include:

Aviation

Military

Finance

Teaching

Journalism

Exam Preparation

Oil and Gas



Student in class

# Exam courses at WSE

Taking an internationally recognised exam is a great way to prove your English language skills. You will study with others who share the same goal as you in an exam focussed group.

## Full time exam courses

IELTS preparation

Cambridge English: B2 First (FCE)

Cambridge English: C1 Advanced (CAE)

Cambridge English: C2 Proficiency (CPE)

Occupational English Test (OET)

## WSE Supported Self Study\*

Linguaskills

Cambridge B1 Preliminary (PET)

Cambridge C2 Proficiency (CPE)

iGSCE

TOLES: Test of Legal English Skills

Proficiency exam classes include some C2 level students not taking the exam. At the end of all of our full-time exam preparation courses the exam can usually be taken in Wimbledon. This means you don't have to travel to an unfamiliar place to take the test.

\*For WSE Supported Self Study courses you will receive a personalised study plan and will be expected to complete this in your own time. Regular academic advice is available by appointment from our academic managers.



*Students in Study Centre*

# WSE Accommodation

Feeling at home in your accommodation is key to your happiness and your academic success. We have a number of different options available, our dedicated accommodation manager works hard to meet your requirements. We manage all of our homestay and student house accommodation ourselves, so you can be assured of high standards at all times.

## 40%

within walking distance\*

## 20

Minutes: Average journey time\*\*

## 5

Minutes: Walk closest host\*\*

## 35

Mins: Maximum journey time\*\*

## 180

hosts

\*average walking pace, up to 25 minutes \*\*  
During our peak season some journeys may take longer. We also have some Homestays in Zones 5 & 6, which is up to 45 mins away

## YOUR OPTIONS



Homestay

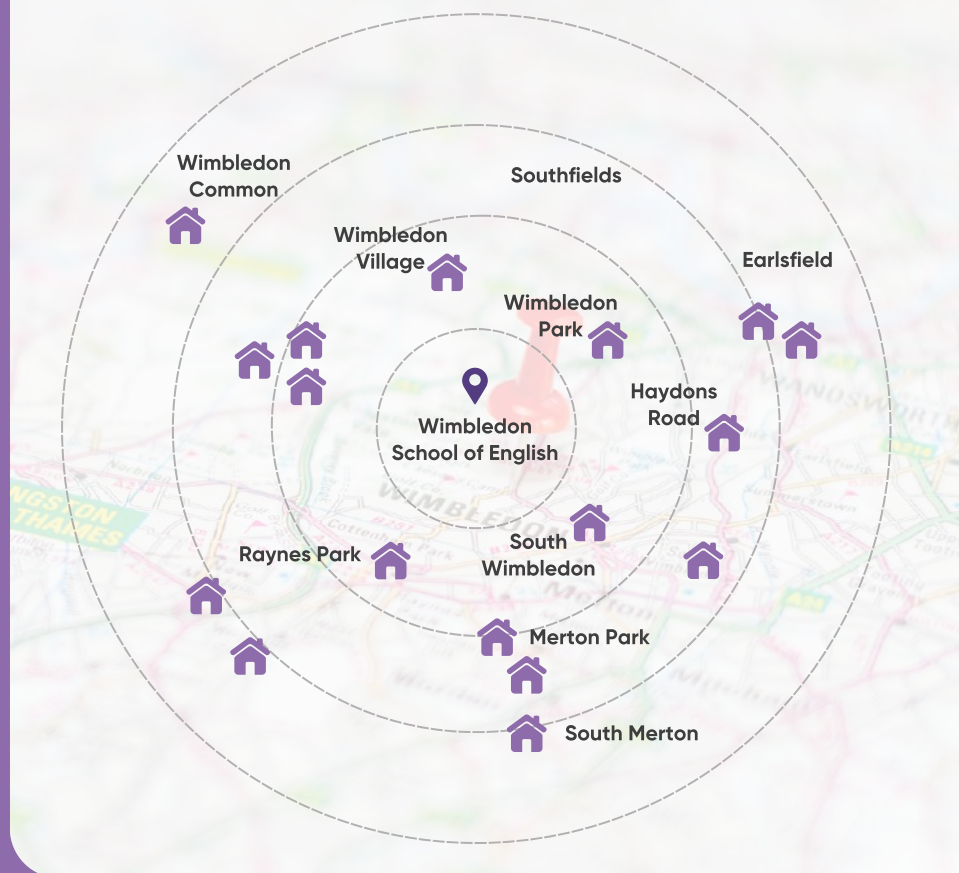


Student house share



Hotel / B&B

## Map of local area where homestay providers live



Student in homestay



Students in homestay accommodation



Students in homestay accommodation



## HOMESTAY

### Why homestay?

- Practise your English in real-life situations
- Experience a new way of life
- Evening meals with your host family if you take the half board option

### Our homestay guarantee

- Your host will be welcoming, friendly and happy to talk to you\*
- The home will be clean and comfortable and your room will be cleaned weekly
- You will be able to shower every day
- If you take the half-board option, you will be given a varied, balanced diet
- There will be no more than 4 students in the homestay
- Free WiFi will be available
- If you are unhappy with your accommodation, you will be moved as soon as possible
- Maximum journey time is 35 mins by bus or three stops on the underground/train. During our peak season some journeys may take longer or have more stops

\*Independent and Breakfast Only options offer you less contact with your host.



Student in her room

### Room Types

- + Standard homestay – shared bathroom
- ++ Standard plus – private bathroom
- +++ Superior – private bathroom and walking distance

### Board Types



Breakfast & Dinner (16+)



Breakfast Only (18+)



Independent/Self-catering (18+)



Living room in student house share



Student in student house share



Living room in student house share



## STUDENT HOUSE SHARE

### Why student house share?

- Live with other WSE students
- Self-catering
- More independence
- International experience

### Communal facilities

- Well-equipped kitchen
- Television\*
- Lounge area
- Garden
- Wifi
- Washing machine / laundry room

### Individual bedrooms

Bed, Desk, Chair, Wardrobe, Safety deposit box  
Private bathroom in some rooms

\*Communal television in Superior House  
Share only



## HOTELS AND B&Bs

Many of our executive students prefer to stay in hotel accommodation and there are several options within walking distance.

For a full list of hotels in Wimbledon, please visit:  
[www.wimbledon-school.ac.uk/accommodation/hotels](http://www.wimbledon-school.ac.uk/accommodation/hotels)



Kitchen in student house share

# Our Social Programme

We want you to have fun, make friends, practise your English and enjoy all that England has to offer, so we organise an exciting and inclusive social programme.



Check out our Instagram for more photos of life at WSE

@wimbledonschoolofenglish

#MyWSE



## SPORTS



Tennis



Football



Volleyball



Running Club



Zumba



Table Tennis

### SOCIAL ACTIVITIES

Every weekday the school organises at least one social activity. Some are free while others have a cost.

For activities outside Wimbledon students will need to pay full travel costs.

### Free activities

- London's markets
- Conversation Club at WSE
- International student parties at WSE
- Art galleries
- Walking tours
- Museum Trips
- Quiz nights
- Fancy dress parties at WSE

### Paid activities

- Theatre trips ££
- Boat parties
- Madame Tussauds ££
- London Eye ££
- Football matches ££
- River cruises ££
- Buckingham Palace ££
- Tower of London ££
- Tennis £

### Full day excursions\* (weekends only)

- Oxford £££
- Cambridge £££
- Brighton £££
- Bath and Stonehenge £££
- Windsor and Eton £££
- Stratford upon Avon £££
- The Cotswolds £££

\*Please note that full day excursions are usually organised by external providers and are not just for WSE students.

**KEY** £ up to £10    ££ £20 to £50  
£££ £50+





Students playing football



Students in garden



Students playing table tennis



Students playing tennis

### EXAMPLE SOCIAL PROGRAMME

	MONDAY	TUESDAY	WEDNESDAY	THURSDAY	FRIDAY	SATURDAY	SUNDAY
Afternoon	16:00 Welcome Party	16:00 Afternoon Tea at The Ivy Café	16:00 Museum of London	16:00 5-a-side Football	16:00 Notting Hill Walking Tour	Full day excursion to Cambridge	Free to explore London
Evening				19:00 International Party			









Students in Wimbledon

## Wimbledon The Perfect Location

Wimbledon is known throughout the world for the Tennis Championships held every summer, but there is much more to discover in this beautiful part of London.

### WIMBLEDON IS KNOWN FOR

- |   |  |
|---|--|
|  Education         |  Entertainment    |
|  Shopping          |  Green Space      |
|  Eating & Drinking |  Sports & Fitness |



Students at Wimbledon AEI Tennis Centre

### Did you know?

- Wimbledon Village has been named as the 3rd best High Street in the country, and the highest rated in London, in a recent study (Wimbledon Village Business website March 2022)
- The Buddhapadipa temple, Wimbledon, was the first Thai temple to be built in the UK
- Wimbledon Common is one of the largest areas of common land in London
- Each year 234,000 meals, 330,000 cups of tea and coffee, 140,000 portions of English strawberries, 10,000 litres of cream and 29,000 bottles of champagne are served at the Wimbledon tennis championships
- The AEI Tennis Centre Wimbledon has its own Hawk called Rufus whose job is to scare away pigeons each morning from the tennis courts

# THE BEST EXPERIENCE

WIMBLEDON



HYDE PARK



BUCKINGHAM PALACE




BIG BEN



LONDON VIEW



ST. PAUL'S CATHEDRAL



TOWER BRIDGE



BRITISH MUSEUM





London is, and always will be, one of the most exciting cities in the world. It is a truly global city, which combines fascinating history with modern architecture and design. There is so much to do here, and Wimbledon is a great base for exploring our museums, galleries, monuments, restaurants and shops. With quick connections into the city centre, living in Wimbledon offers you all the advantages of London but none of the stress.



Students in London

## Statistics

# London



- **1000**  
Museums and galleries
- **11,000**  
Restaurants
- **17**  
Professional football teams
- **157,000**  
International Students
- **3,000 +**  
Parks and open places
- **85**  
Michelin-starred restaurants
- **18,500**  
Theatre performances each year

www.wimbledon-school.ac.uk



Students in garden



wse.london



@wimbledonschoolofenglish



wse\_london



MyWSE

See what our students  
say about WSE



Wimbledon School of English,  
41 Worple Rd, Wimbledon,  
London SW19 4JZ

+44 (0) 20 8947 1921  
support@wimbledon-school.ac.uk